


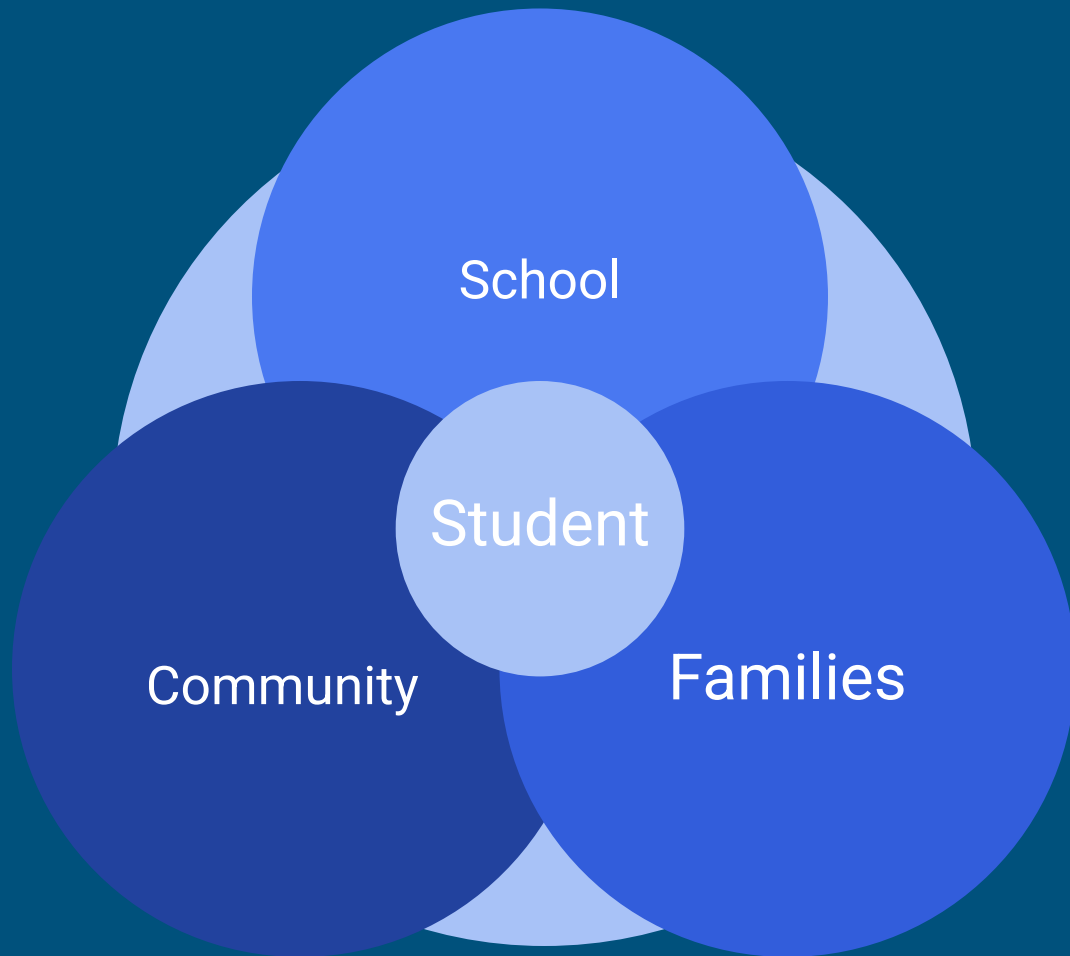
**California
Community Schools
Partnership Program
(CCSPP)**

What is a
community
school?





Who is involved?





A community school is both a place and a set of partnerships between a school and other community resources. Its focus on academics, services, supports and opportunities leads to improved student learning, stronger families and healthier communities.

Student Population	Annual grant amount <i>Years one through four</i>	Annual grant amount <i>Year five</i>	Total grant amount over five years
10–24 students	\$75,000	\$56,500	\$356,500
25–150 students	\$150,000	\$112,500	\$712,500
151–400 students	\$250,000	\$187,500	\$1,187,500
401–1,000 students	\$300,000	\$225,000	\$1,425,000
1,001–2,000 students	\$400,000	\$300,000	\$1,900,000
2,001 or more students	\$500,000	\$375,000	\$2,375,000

TCOE LEAs with CCSPP Grants

24 LEAs
89 schools

Alpaugh

Burton

Crescent Valley II

Cutler-Orosi

Dinuba

Ducor

Earlimart

Farmersville

Global Learning

La Sierra Military Academy

Lindsay

Oak Valley

Palo Verde

Pixley

Pleasant View

Porterville

Strathmore

Terra Bella

Tulare City

Tulare Joint

Visalia

Waukena

Woodlake

Woodville

The TCOE Community Schools Team



John Davis
Administrator



Sue Wallace-Sims
Director



Carin Hernandez
Coordinator






Delia Martinez
Coordinator



La Sierra Military Academy

**Dr. Jose Bedolla
Principal**



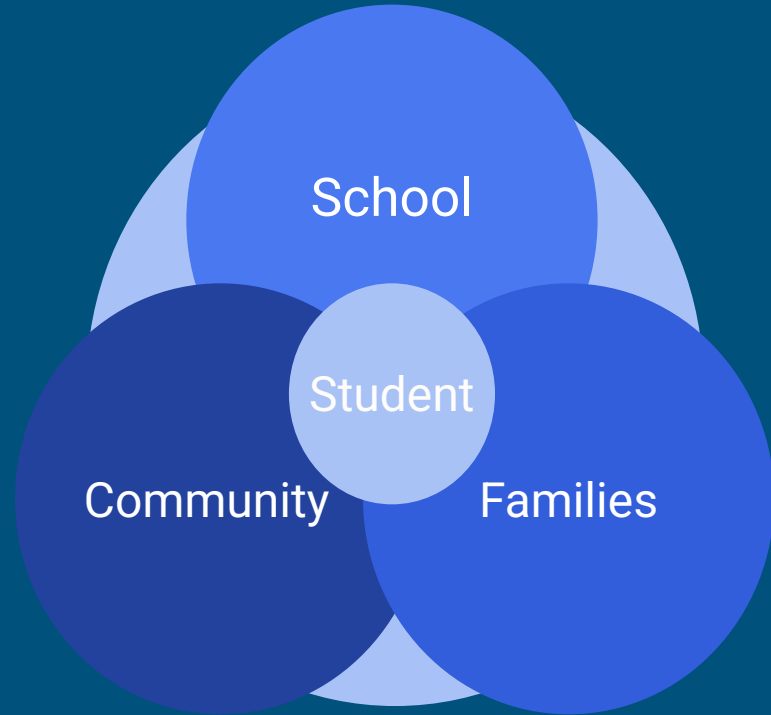
La Sierra Military Academy Background Information

- Principalship/October 2022.
- First generation students/Over 95 percent.
- At-promise students SWOT Analysis/Fall 2022.
- Community School Planning Grant/December of 2022.
 - January/2024, created CSP Teaching position.
- Community School Implementation Grant/May 2024.
- Five years of funding effective 24-25 school year.



La Sierra Community School

- CSP Teacher
- Academic/Behavioral Intervention
- Community Outreach
- Support to at-risk students/families



Our Vision



Our Vision

- Students are college and career ready
- Empowering students



LSMA Growth Data

- **High School Graduation Rate**
 - 2021-2022- **87.5%**
 - 2022-2023- **97.4%**
- **Suspension Rate**
 - 2021-2022- **23.1%**
 - 2022-2023- **23.9%**
 - 2023-2024- **18.9%** (5% decrease)



EAGLE PROUD
EAGLE STRONG

