

Tulare County Office of Education

Committed to Students, Support & Service


Classroom Teacher: PLEASE READ AND COMPLETE EACH ITEM ON THIS LIST PRIOR TO ARRIVAL.

DUE TO ALLERGIES PLEASE NO PEANUT PRODUCTS ON CAMPUS

Download your class registration online at: <http://www.tcoe.org/SCICON/ClassRegistration.shtm>
Need Extra Forms? Visit: <http://www.tcoe.org/SCICON/Forms.shtm>

- ☐ Email your class registration to gporter@tcoe.org no **later than the Wednesday before** your class is scheduled to arrive.
- ☐ **Alphabetize the Student Health Registration forms and check them for parent signatures (front and back).**
- ☐ Keep "Emergency Medical Authorization for Bus Transportation" forms separate from student/counselors health forms. You will need these for the bus ride home.
- ☐ Check with your principal to be sure arrangements have been made to have your students checked for head lice in the week prior to their coming to SCICON. Students with nits or active lice are not to be allowed to board the bus.
- ☐ Check with your principal to be sure high school cabin counselors have been confirmed. **If short you may be required to stay in cabins.**
- ☐ **Student medications, including all asthma inhalers, must be collected before students board the bus and given to our nurse upon arrival. All medications should be clearly labeled and in their original containers. Doctor prescription must be signed on health form.**
- ☐ All luggage should be clearly labeled (name, school) and color coded for boys and girls. (i.e., boy's luggage - blue; girls - pink.)
- ☐ Have students make name tags (see enclosed instructions.)
- ☐ **Bring enough pencils for your entire class.**
- ☐ Bring stamps for a class set of postcards. Your students will receive a SCICON postcard, which can be mailed home. Our staff will see to it that these cards are delivered to the post office.
- ☐ Review the SCICON Discipline Policy with your students. Review social and academic expectations at SCICON. (See SCICON Instructional Guide.)
- ☐ Remind students to carefully check their Clothing and Equipment Checklist (paying special attention to the **Do Not Bring List**).
- ☐ Check with your principal to be sure that a health professional has been arranged to check student temperatures and for signs of illness on the morning of the bus departure.
- ☐ Be sure to collect Counselor Registration forms, Counselor Responsibility Contracts and medications from the high school students as they board the bus. If for some reason they are missing one or both of these forms, call the high school immediately. All counselors must have these forms signed and on file to be at SCICON.

Be ready to have a great week!



SCICON

Clemmie Gill School of Outdoor Science and Conservation
Tulare County Office of Education

Helpful Hints to the Teacher for a Successful Week at SCICON

- Tobacco Policy:** Tulare County Office of Education has a tobacco-free policy which includes the **entire** SCICON campus.
- Gate:** The SCICON gate is locked each evening at 4:45 p.m. If you know of someone (parent, principal, family) who will be arriving or leaving after these hours, please inform the SCICON administration so that arrangements can be made for the gate to be open.
- Leaving Campus:** If you must leave the SCICON campus during the week, **prior arrangements must be made with your school administrator**. Please inform the SCICON Administrator, as well, upon your arrival at SCICON.
- Villages:** Please do not send children to their cabins without informing the Village Coordinator. Students are not allowed in the village or their cabins without the presence of their counselor and/or the Village Coordinator.
- Trail Guide:** On the trail, the trail guide is the person in charge of the trail group. Please do not remove a student from a trail without the trail guide's permission.
- Health Center:** Our nurse is always either at the Health Center or on call 24 hours a day. If you feel a child needs to see the nurse, a convenient time is teacher time, mealtime or evening activities. The nurse comes to the lodge for every meal and sees students at each evening activity. If you need to send a student to the Health Center at Teacher Time, be sure to send them with a buddy.
- Telephone:** There are telephones to use in both the Exeter House and the Teacher Lounge at Eagle Point Village. These phones will call local numbers (Porterville, Springville) at no charge. To make any other calls, you will need to use a calling card (which can be purchased quite inexpensively at most any store). The phone number for the Exeter House is (559) 539-2294. The phone number for the Teacher Lounge at Eagle Point Village is (559) 539-3720.
- Cell Phones:** Teachers are welcome to bring their cell phones. Please be aware that AT&T/Cingular is the only cell service that works in the SCICON area. Also, please use your cell phone only when you are **not in the presence of students and high school counselors**. Please do not have your cell phone turned on or in use during the trails, meals, evening activities, etc.
- Wireless Internet:** There is high speed internet available in both the Exeter House and the Teacher Lounge at Eagle Point Village. There is both wireless and plug-in internet access.
- Teacher Lounge:** If the teacher lounge is short on supplies or you have a request, please inform the Lead Intern. Keep a fire screen and rug guard in front of the fireplace when in use. If you must leave the lounge while a fire is burning, please close and secure the metal doors on the fireplace. Help conserve firewood!
- Special Presentation:** If you have a special skill or talent you would like to share with the students, please let the Lead Teacher or Lead Intern know and we can work it into the schedule. (Examples: Leading a song at campfire; teaching an elective class or trail; leading a night hike or whatever -- we love it!)
- Help?** We want this week to be the very best possible experience for your class. If you have any questions or concerns, please contact either the SCICON Administrator, Lead Teacher or Lead Intern.

Week-At-A-Glance for Teachers


	Monday	Tuesday	Wednesday	Thursday	Friday
7:10		Flag Ceremony Lodge	Flag Ceremony Lodge	Flag Ceremony Lodge	Flag Ceremony Lodge
7:30		Breakfast	Breakfast	Breakfast	Breakfast
8:45-11:00		Trails _____ or Counselor Homework in Lodge	Trails _____ or Counselor Homework in Lodge	Trails _____ or Counselor Homework in Valley Oak Classroom	8:30 Teacher Meeting In Exeter House 9:15-10:15 Reflective Walk (bring journals/pencils) 10:15 autographs on deck 10:30-11:00 Awards Ceremony inside Lodge
11:00-12:00 (Scicon postcards and student journals are available for Teacher Time. PE equipment is located in box on back deck of Exeter House.)	Meeting in Exeter House (Meet fellow teachers, make a ‘tree cookie’ name tag, and settle in while you wait for the Lead Teacher to review important details of the week.)	Teacher Time Area: _____ Yellow Cabin Feedback form Escort students to Villages by 11:45 Lodge set-up? Yes No (If yes, escort to Lodge by 12:00 and help supervise.)	Teacher Time Area _____ Green cabin feedback form Escort students to Villages by 11:45 Lodge set-up? Yes No (If yes, escort to Lodge by 12:00 and help supervise.)	At 11:00 (Immediately after trails) Elective Trail Sign-Ups at Lodge, followed by Teacher Time Area: _____ Tan cabin feedback form Escort students to villages by 11:45 Lodge set-up? Yes No (If yes, escort to Lodge by 12:00 and help supervise.)	Lunch Join us following lunch to sing “Big Blue Marble”! Walk Class from the Lodge to the bus area. (Counselors will follow shortly.) <i>Safe journey!</i>
12:15	Lunch Meet with Lead Teacher to go over trail and cabin lists (Valley Oak)	Lunch	Lunch	Lunch	
1:45-4:00	Trails [Mon. only: 2:00-4:15] Each teacher will accompany a trail. Thank you!	Trails _____ or Counselor Homework (Lodge computer area)	Trails _____ or Counselor Homework (Lodge computer area)	Trails _____ or Counselor Homework (Lodge computer area)	
4:00-4:15		Snack at Lodge Please help supervise	Snack at Lodge Please help supervise	Snack at Lodge Please help supervise	
4:15-5:00	Teacher Meeting with Lead Intern – Grab a refreshment and meet the Lead Intern in the back of Lodge	Teacher Time: Scavenger Hunt (Lodge) We need your help! Thanks! (When Eagle Point Village operates in the spring, walk students to meadow with VCs.)	Teacher Time: Area: _____ Escort students to Villages by 4:45 Lodge set-up Yes No (If yes escort class to Lodge by 4:45 and help supervise Lodge set-up.)	Teacher Time: Area: _____ Escort students to Villages by 4:45	
5:30	Dinner	Dinner	Dinner	Fancy Dinner!	
6:00	Relax until you hear the Fire Drill bell!	Visit Girl’s Village cabins (Bring your camera with you to dinner!)	Visit Boy’s Village cabins (Bring your camera with you to dinner!)	Cabin Cheer-Off, Lodge, 6:40 You are the judge!	
Mon. 7:00-Fire Drill Join students at BBQ Shelter 7:15 – Evening Activities begin	Evening Activity: NEW GAMES	Evening Activity: CAMPFIRE ICE CREAM SOCIAL	Evening Activity: NIGHT HIKES	Evening Activity: LINE DANCING	

**EXIT to
Bear Creek Rd.**

Eagle Point Village

Bear Creek Village

BEAR CREEK



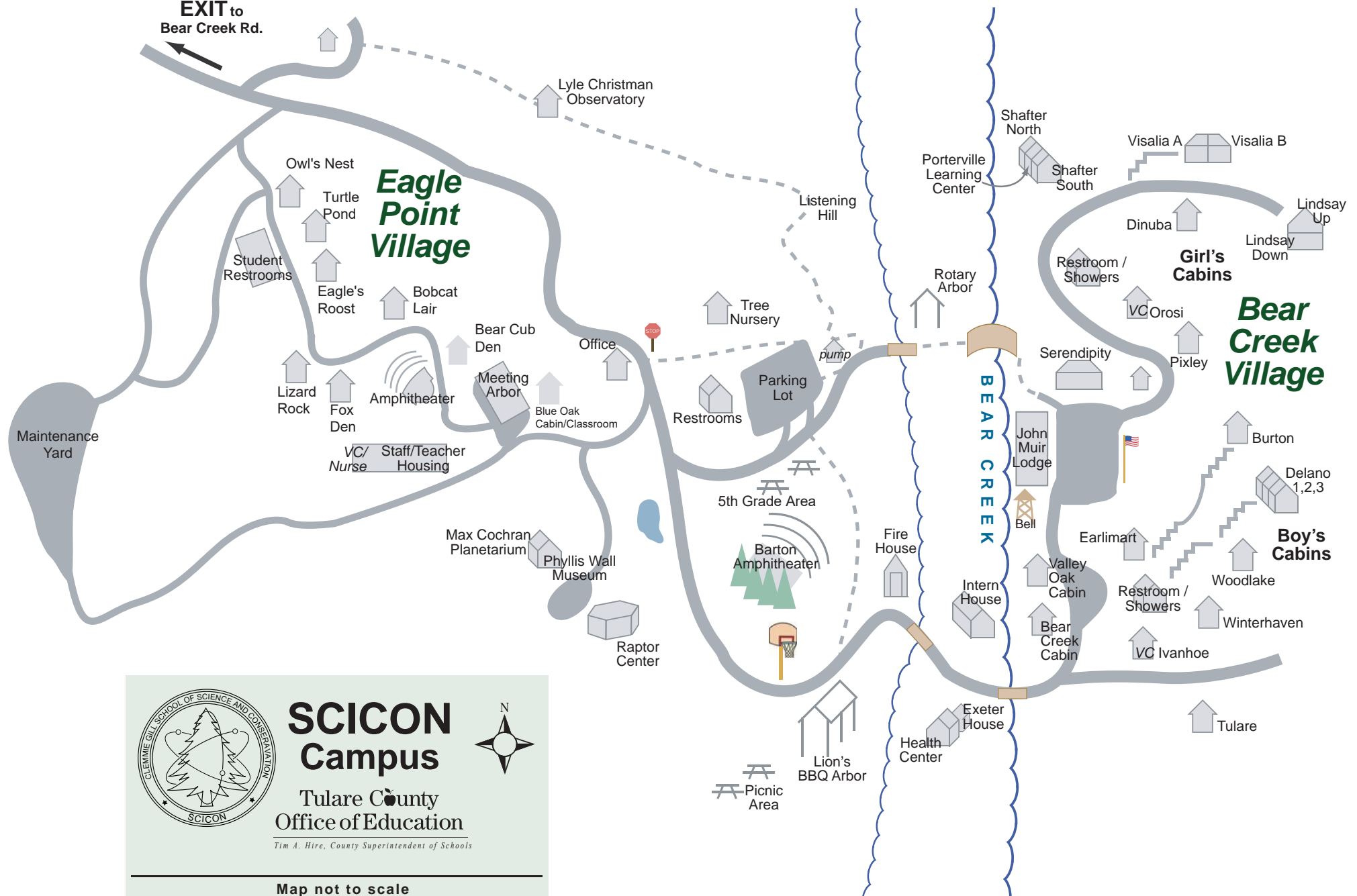
**SCICON
Campus**



**Tulare County
Office of Education**

Tim A. Hire, County Superintendent of Schools

Map not to scale



Role of the Classroom Teacher at SCICON

During your class' week at SCICON you will play a vital role.
Below are two important goals and strategies for accomplishing these goals.

❖ **Be in touch with each of your students to be sure they are having a successful week and to be aware of any difficulties they may be experiencing.**

- ✓ Use the cabin feedback forms with your students each day at Teacher Time. Review the forms for any signs of discomfort or problems. Alert the SCICON staff if a form indicates there are problems in a cabin or with a student or counselor.
- ✓ Be sure to visit each cabin during the cabin visits. Touch base with each one of your students to be sure they are feeling happy and secure.
- ✓ Sit at various student tables in the dining hall during meals to share a meal and get a sense of how your students are doing.
- ✓ Use various strategies at Teacher Time (postcards, thumbs up – thumbs down, etc.) to get a further sense of how your students are doing.
- ✓ Let the SCICON Lead Teacher or Director know if you have any concerns about a student's welfare.

❖ **Be involved in the SCICON program so that the week's experience is a shared experience between you and your students.**

- ✓ Join a trail group at least once each day (for all or part of the trail).
- ✓ "Bunny-hop" the trails, spending thirty minutes with one group, then joining another nearby group for another thirty minutes. (You'll see more of your students this way.)
- ✓ Participate in the evening activities. The students love seeing their teachers there. Plus you will see a whole new side of their personality, and likewise they will see you in a new light.



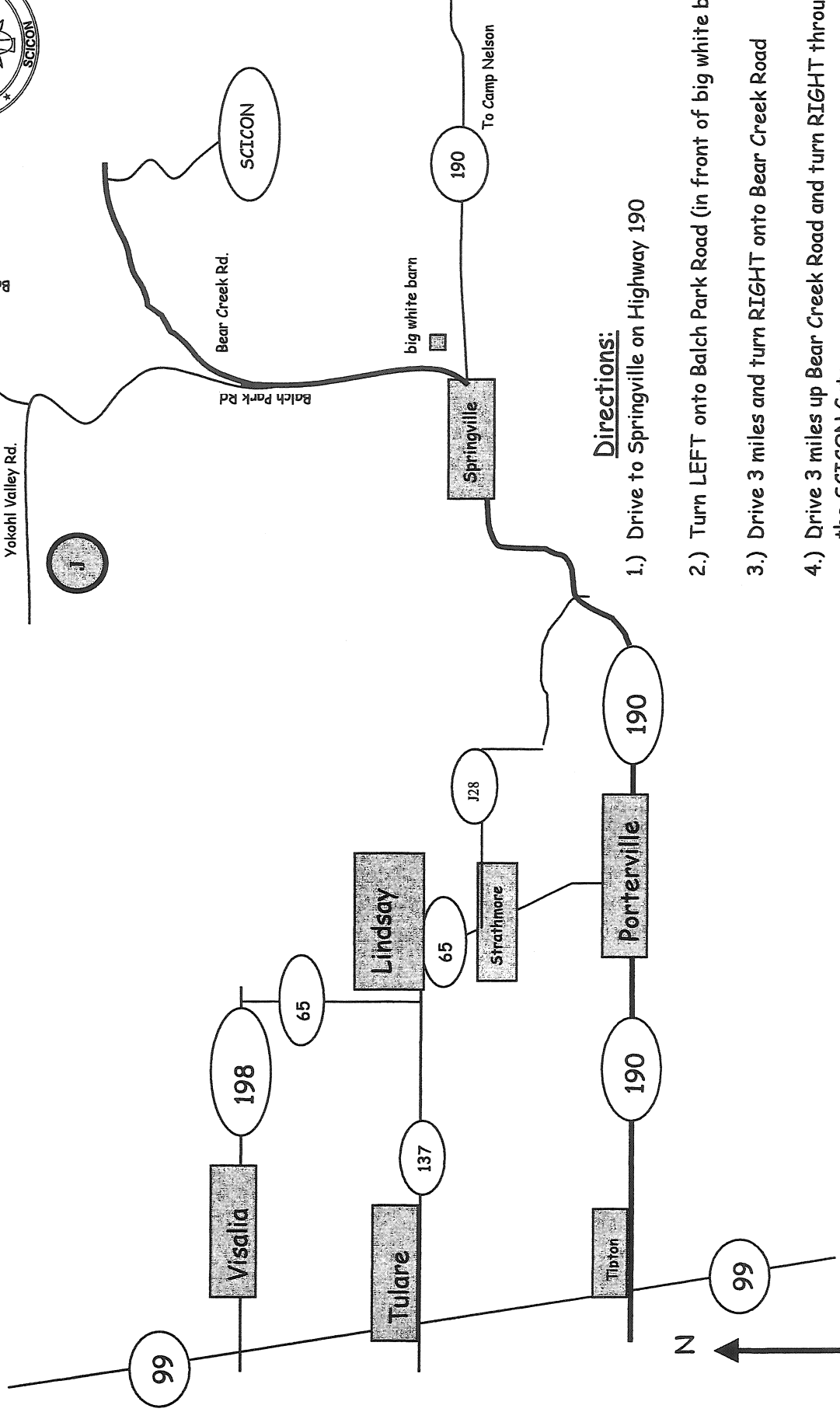
As you share in the week with your students, you will find that you will be able to capitalize on the SCICON experience even more so back in the classroom.

Tulare County Office of Education

Committed to Students, Support and Service

Map to SCICON

Clemmie Gill School of Science and Conservation



Directions:

- 1.) Drive to Springville on Highway 190
- 2.) Turn LEFT onto Balch Park Road (in front of big white barn)
- 3.) Drive 3 miles and turn RIGHT onto Bear Creek Road
- 4.) Drive 3 miles up Bear Creek Road and turn RIGHT through the SCICON Gate
- 5.) Proceed 1 mile to the SCICON Office

SCICON Office (559) 539-2642

SCICON

INSTRUCTIONAL TRAILS



Birds

The study of the flow of energy thru the ecosystem is the basis of the bird trail. Students receive information on the diverse lifestyles and adaptations of birds. Then, armed with the birder's tools - binoculars and field guides - they search the riparian, meadow and woodland habitats for the birds of SCICON.

Geology

This geology trail hikes along Bear Creek. The students learn how plate tectonics and erosion shape SCICON's landscape. Use of geoframes allow the students to demonstrate tectonic plate movement.

Forestry

Students review the process of photosynthesis while learning to identify trees and their essential components. The parts of the trees and their jobs are identified. The value of trees and their wise use as a renewable natural resource is emphasized.

Museum

The museum trail utilizes the vast **resources** of the Phyllis Wall Museum. It provides the students with a hands-on experience of the natural history in this area. A visit to the Raptor Center is always a highlight for the students.

Recycling/Natural Resources

Students study which natural resources are involved in the production of every day products. Then through a variety of activities they learn how we can help conserve our natural resources through the four R's (reduce, reuse, recycle, rebuy).

Tree Nursery

In the Tree Nursery, students will be involved with numerous hands-on activities that focus on trees and plant growth. Students will work doing various jobs around the apple orchard to introduce them to plant biology. They will gather native tree seeds in the fall, plant seeds in the winter and transplant seedlings in the spring. They study how nature recycles through activities with composting and worm farms.

Bear Creek/Aquatics

This trail emphasizes the exchange and flow of nutrients and energy thru the ecosystem. Students observe aquatic insects with an emphasis on adaptations, interdependence and life cycles. Students also study the life cycle of the California Newt, observing the changes in its life cycle as they occur during the year. Students participate in ongoing recording of newt population, comparing past data.

Elective Trails

On Thursday afternoon, students are able to choose their own trail. Many of the trails mentioned above are *offered* as well as new subjects not previously taught. Some of the longer and more adventurous elective trails that may be selected are:

Sky Trail: This is a five-mile hike that climbs 1,500 ft. in elevation. Students are able to visit the abandoned "Hermit's Cabin" as well as see panoramic views of SCICON and the San Joaquin Valley.

Eagle Point: This extended hike visits some rocky cliffs above Bear Creek. Raptors such as Golden Eagles often soar above these cliffs riding the updrafts of warm air. Students see spectacular views of the high Sierra Nevada as well as the San Joaquin Valley.

Dead Man Falls: Students explore many beautiful areas of Bear Creek such as Soda Springs and Convolved Rocks. A special trip up a side creek will lead students to the spectacular Dead Man Falls.

Quartz Mine: Several old quartz mines exist at SCICON. Fifty years ago miners dug for the crystals, which were primarily used in electronics. Students have a chance to dig for a quartz crystal of their own!

Other options include:

Trail Blazers: A chance for students to give back to SCICON by improving trails.

Mad Scientist: Advanced science experiments with a chance to take something home.


Trash to Treasure: Students make crafts and jewelry using recycled materials.

Evening Astronomy

Selected cabin groups visit either the Observatory or the Planetarium to observe celestial objects such as planets, nebulae, and galaxies. The ancient mythology of constellations is emphasized.

SCICON

Clemmie Gill School of Outdoor Science and Conservation
Tulare County Office of Education



Student Discipline Policy

Expectations of students while at SCICON:

1. SCICON is a school. A learning attitude and appropriate school behavior is expected.
2. Respect each other, yourself and the environment.

Campus Rules (Orientation guides cover these Monday morning.)

1. Hands-up means quiet.
2. Walk (no running).
3. Stay on trails and behind your trail guide.
4. Keep hands and objects to yourself.
5. Buddy system - always take a buddy.
6. Ask permission from the person in charge before going anywhere.

Three Strike Policy (Shared with students at lunch on Monday.)

What constitutes a strike:

- not following the stated rules
- willful disobedience to counselor, staff, teacher
- disruption of the educational or social experience at SCICON

First Strike: Village Coordinator informs student; records incident and corrective action. Informs SCICON Program .

Second Strike: Village Coordinator records incident. V.C. informs the SCICON Lead Teacher/Administrator, who will counsel the student. A phone call home to explain the situation is usually made.

Third Strike: Village Coordinator records the incident and informs the SCICON Program Specialist and the classroom teacher. After consultation, the SCICON Lead Teacher or Administrator will contact both the school and home to make the necessary arrangements to have the student transported home.


Note: The severity of any of the above mentioned behaviors could cause a student to be placed on 2nd strike notice or immediately suspended.

Fighting or inflicting bodily harm is cause for immediate removal from SCICON.

Exceptions to this policy are allowed only after consensus between the SCICON Administrator/Lead Teacher and the classroom teacher.

Teachers should inform the Village Coordinator if they give a student a strike.

SCICON



Cabin Living Rules

1. Only enter your cabin when your counselor (or other adult) is present.
2. Do not touch another student's belongings.
3. Do not enter or go near another cabin.
4. Absolutely no rough housing, wrestling, play fighting or horseplay.
5. Address each other by your first name. No nicknames are to be used.

Campus Rules

1. Always walk. (No running.)
2. The Buddy Rule - Never go anywhere alone. Always have someone with you.
3. Ask permission from the person in charge, before you go somewhere.
4. Keep hands, feet and objects to yourself.
5. "Hands-up" means quiet.
6. Stay on the trail and behind your trail guide.

Safety and Common Sense

1. Do not pick up or touch small animals or wildlife.
2. Do not put plants in your mouth.
3. Do not drink water from the creek or ponds.
4. No collecting anything from nature. Take only memories, leave only footprints.

Respect

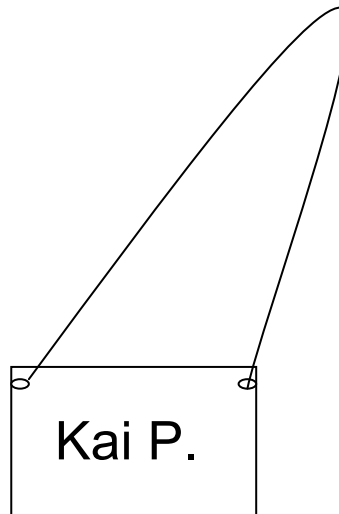

Treat all staff members, teachers, counselors and students with respect.

Treat wildlife, plants, and SCICON with respect.

Name Tags

Please have your sixth grade class make a name tag for each student. The name tag should be **durable** enough to last a week at SCICON. The name tag should hang loosely around the student's neck on yarn or string. **Only the first name and initial of the last name need be on the name tag. (Please use real first names and not nicknames.)** Have the students put their name on both sides of the name tag (often the name tags get reversed as students are hiking). The writing should be easily readable by a trail guide five to six feet away. We look forward to seeing the creativity of each class as the students come up with their name tags. **The students should be wearing their name tags when they get off the bus on Monday.**

Please view
example



SCICON

Clothing and Equipment Checklist **FOR TEACHERS ONLY**




- ☐ sleeping bag or 2 or 3 blankets
- ☐ pillow
- ☐ 1 pair pajamas
- ☐ 2 pair of laced walking or athletic shoes (**important**)
- ☐ 1 pair shower shoes
- ☐ 1 sweater or jacket
- ☐ 5 pair of long pants or jeans
- ☐ 6 shirts
- ☐ comb or brush
- ☐ bath towels and wash cloth
- ☐ soap, shampoo, deodorant
- ☐ toothbrush and toothpaste
- ☐ chapstick
- ☐ sunscreen
- ☐ hat
- ☐ insect repellent
- ☐ flashlight
- ☐ watch
- ☐ literature book to read
- ☐ camera (optional)
- ☐ laundry bag for dirty clothes
- ☐ water bottle
- ☐ backpack (recommended)
- ☐ Rain Gear (Optional)
- ☐ pencils (Classroom set for teacher time)
- ☐ supplies necessary for teacher time (Crayons, Tape, Paper, etc.)

Note: There is a small kitchen with a refrigerator in Exeter House & Eagle Point Teacher Lounge for use to prepare your own meals. IF YOU MUST be off campus during any part of the week (i.e., for an evening class, professional obligation, etc.) be sure to clear it with your principal. Then, upon arrival at SCICON, let the SCICON administration know so that your responsibilities can be covered and the gate can be left open if needed.

Daytime family visits are welcome at SCICON. The visit should not conflict with SCICON teacher obligations. Notify SCICON Administrator of all outside visitors. If you have any questions regarding special circumstances, be sure to call the SCICON office so we can help you! 559-539-2642

DO NOT BRING:

- Tobacco (SCICON is a tobacco free campus)
- Alcohol (It is illegal to have Alcohol on a school campus)
- TV's/DVD/BlueRays



SCICON

Clemmie Gill School of Outdoor Science and Conservation
Tulare County Office of Education

TEACHER REGISTRATION FORM

Week Attending _____ School _____

Name _____ Date of Birth _____
Home Address _____ School Telephone _____
City _____ Zip _____ Home Telephone _____
Cell Phone _____

Person to contact in case of emergency:

(1) Name _____ Home Telephone _____
Address _____ Business Telephone _____
Cell Phone Number _____
(2) Name _____ Home Telephone _____
Address _____ Business Telephone _____
Cell Phone Number _____

Are you taking a daily medication? _____ If yes, what medicine? _____
For what condition? _____

Do you take other medications at times? _____ If yes, what? _____
For what condition? _____

Do you have a health problem that could restrict your activities at SCICON
(Such as hypertension, arthritis, asthma)? _____ If yes, please specify. _____

Do you have an allergy to a medicine (penicillin, for example), food or insect bites or
stings? _____ If yes, what, _____

What treatment is required? _____

Have you had any recent illness, surgery, broken bones, etc.? _____
If yes, please specify. _____

Do you have any religious restrictions regarding medical aid? _____
If yes, please specify. _____

Do you have medical insurance? _____ Name of company _____
Policy # _____

Physician's Name _____

Address _____ City _____ Zip _____

Telephone Number _____

AUTHORIZATION FOR EMERGENCY MEDICAL TREATMENT:

I hereby authorize the Clemmie Gill School of Science and Conservation (SCICON) to provide medical or surgical care rendered through the facilities of the nearest hospital or doctor's office in any emergency which may occur while I am at SCICON.

Date

Signature